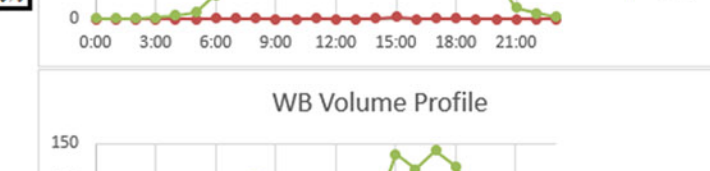
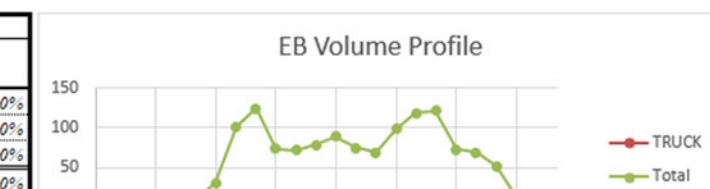


**ADAIR ST, SOUTH OF W PONCE DE LEON AVE**

Hour Ending	Motorcycles, Autos, Pickups				Buses and Single Unit Trucks				Combination Trucks				Total	Percent	Hour Ending
	Northbound	Southbound	Total	Percent	Northbound	Southbound	Total	Percent	Northbound	Southbound	Total	Percent			
1:00 AM	1	1	2	100.0%	-	-	0	0.0%	-	-	0	0.0%	2	100.0%	1:00 AM
2:00 AM	1	1	2	100.0%	-	-	0	0.0%	-	-	0	0.0%	2	100.0%	2:00 AM
3:00 AM	1	1	2	100.0%	-	-	0	0.0%	-	-	0	0.0%	2	100.0%	3:00 AM
4:00 AM	2	0	2	100.0%	-	-	0	0.0%	-	-	0	0.0%	2	100.0%	4:00 AM
5:00 AM	5	0	5	100.0%	-	-	0	0.0%	-	-	0	0.0%	5	100.0%	5:00 AM
6:00 AM	9	1	10	90.0%	-	-	0	0.0%	-	-	0	0.0%	10	100.0%	6:00 AM
7:00 AM	30	11	41	97.6%	1	0	1	2.4%	-	-	0	0.0%	42	100.0%	7:00 AM
8:00 AM	100	52	152	99.3%	1	0	1	0.7%	-	-	0	0.0%	153	100.0%	8:00 AM
9:00 AM	123	103	226	99.6%	1	0	1	0.4%	-	-	0	0.0%	227	100.0%	9:00 AM
10:00 AM	74	58	132	100.0%	-	-	0	0.0%	-	-	0	0.0%	132	100.0%	10:00 AM
11:00 AM	72	41	113	100.0%	-	-	0	0.0%	-	-	0	0.0%	113	100.0%	11:00 AM
12:00 PM	77	63	140	99.3%	-	-	0	0.0%	-	-	0	0.0%	140	100.0%	12:00 PM
1:00 PM	89	66	154	100.0%	-	-	0	0.0%	-	-	0	0.0%	154	100.0%	1:00 PM
2:00 PM	75	74	149	100.0%	-	-	0	0.0%	-	-	0	0.0%	149	100.0%	2:00 PM
3:00 PM	68	65	133	99.3%	-	-	0	0.0%	-	-	0	0.0%	133	100.0%	3:00 PM
4:00 PM	65	63	128	99.2%	-	-	0	0.0%	-	-	0	0.0%	128	100.0%	4:00 PM
5:00 PM	118	117	235	100.0%	-	-	0	0.0%	-	-	0	0.0%	235	100.0%	5:00 PM
6:00 PM	120	141	261	99.6%	1	0	1	0.4%	-	-	0	0.0%	262	100.0%	6:00 PM
7:00 PM	72	121	193	99.5%	-	-	0	0.0%	-	-	0	0.0%	193	100.0%	7:00 PM
8:00 PM	69	86	155	99.4%	-	-	0	0.0%	-	-	0	0.0%	155	100.0%	8:00 PM
9:00 PM	52	57	109	100.0%	-	-	0	0.0%	-	-	0	0.0%	109	100.0%	9:00 PM
10:00 PM	15	36	51	100.0%	-	-	0	0.0%	-	-	0	0.0%	51	100.0%	10:00 PM
11:00 PM	8	20	28	100.0%	-	-	0	0.0%	-	-	0	0.0%	28	100.0%	11:00 PM
12:00 AM	3	7	10	100.0%	-	-	0	0.0%	-	-	0	0.0%	10	100.0%	12:00 AM
Total	1,279	1,203	2,482	99.6%	9	1	10	0.4%	1	0	1	0.0%	2,492	100.0%	Total

AM Peak				PM Peak				24-Hr Vehicle Mix			
Veh. Type	From	To	Volume	From	To	Volume	% Mix	From	To	Volume	% Mix
*Auto	5:00 AM	9:00 AM	236	5:00 PM	6:00 PM	261	99.0%	5:00 AM	9:00 AM	2,542	100%
*Med-Trk	5:00 AM	9:00 AM	1	5:00 PM	6:00 PM	1	0.0%	5:00 AM	9:00 AM	1	0%
*Hvy-Trk	5:00 AM	9:00 AM	-	5:00 PM	6:00 PM	-	0.0%	5:00 AM	9:00 AM	-	0%
Total	5:00 AM	9:00 AM	237	5:00 PM	6:00 PM	262	100.0%	5:00 AM	9:00 AM	2,553	100%



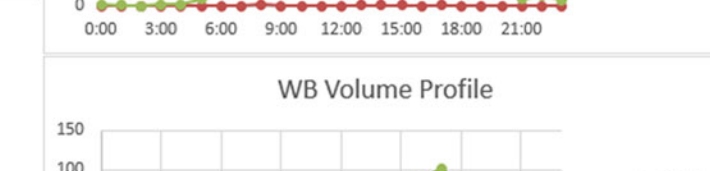
Machine Count Made By: All Traffic Data Services  
 Day-of-Week of Count: Thursday  
 Date of Count: 5/12/2022  
 Report Prepared By: JRA  
 Date Report Prepared: 5/18/2022

\* Auto: Motorcycles, Autos, Pickups  
 Med-Trk: Buses and Single Unit Trucks  
 Hvy-Trk: Combination Trucks

**ADAIR ST, SOUTH OF W HOWARD AVE**

Hour Ending	Motorcycles, Autos, Pickups				Buses and Single Unit Trucks				Combination Trucks				Total	Percent	Hour Ending
	Northbound	Southbound	Total	Percent	Northbound	Southbound	Total	Percent	Northbound	Southbound	Total	Percent			
1:00 AM	1	1	2	100.0%	-	-	0	0.0%	-	-	0	0.0%	2	100.0%	1:00 AM
2:00 AM	1	1	2	100.0%	-	-	0	0.0%	-	-	0	0.0%	2	100.0%	2:00 AM
3:00 AM	1	1	2	100.0%	-	-	0	0.0%	-	-	0	0.0%	2	100.0%	3:00 AM
4:00 AM	2	0	2	100.0%	-	-	0	0.0%	-	-	0	0.0%	2	100.0%	4:00 AM
5:00 AM	2	3	5	100.0%	-	-	0	0.0%	-	-	0	0.0%	5	100.0%	5:00 AM
6:00 AM	9	1	10	90.0%	-	-	0	0.0%	-	-	0	0.0%	10	100.0%	6:00 AM
7:00 AM	19	4	23	100.0%	-	-	0	0.0%	-	-	0	0.0%	23	100.0%	7:00 AM
8:00 AM	59	34	93	100.0%	-	-	0	0.0%	-	-	0	0.0%	93	100.0%	8:00 AM
9:00 AM	100	43	143	96.0%	2	0	2	1.4%	-	-	0	0.0%	145	100.0%	9:00 AM
10:00 AM	79	39	118	100.0%	-	-	0	0.0%	-	-	0	0.0%	118	100.0%	10:00 AM
11:00 AM	58	35	93	100.0%	-	-	0	0.0%	-	-	0	0.0%	93	100.0%	11:00 AM
12:00 PM	72	36	108	100.0%	-	-	0	0.0%	-	-	0	0.0%	108	100.0%	12:00 PM
1:00 PM	68	43	111	98.7%	-	-	0	0.0%	-	-	0	0.0%	111	100.0%	1:00 PM
2:00 PM	70	49	119	99.2%	1	0	1	0.8%	-	-	0	0.0%	120	100.0%	2:00 PM
3:00 PM	56	47	103	99.0%	1	0	1	1.0%	-	-	0	0.0%	104	100.0%	3:00 PM
4:00 PM	69	77	146	99.3%	1	0	1	0.7%	-	-	0	0.0%	147	100.0%	4:00 PM
5:00 PM	83	86	169	100.0%	-	-	0	0.0%	-	-	0	0.0%	169	100.0%	5:00 PM
6:00 PM	81	102	183	99.5%	1	0	1	0.5%	-	-	0	0.0%	184	100.0%	6:00 PM
7:00 PM	55	80	135	100.0%	-	-	0	0.0%	-	-	0	0.0%	135	100.0%	7:00 PM
8:00 PM	52	62	114	100.0%	-	-	0	0.0%	-	-	0	0.0%	114	100.0%	8:00 PM
9:00 PM	41	30	71	100.0%	-	-	0	0.0%	-	-	0	0.0%	71	100.0%	9:00 PM
10:00 PM	9	31	40	100.0%	-	-	0	0.0%	-	-	0	0.0%	40	100.0%	10:00 PM
11:00 PM	13	10	23	100.0%	-	-	0	0.0%	-	-	0	0.0%	23	100.0%	11:00 PM
12:00 AM	8	4	12	100.0%	-	-	0	0.0%	-	-	0	0.0%	12	100.0%	12:00 AM
Total	1,006	819	1,825	99.7%	8	0	8	0.3%	0	0	0	0.0%	1,833	100.0%	Total

AM Peak				PM Peak				24-Hr Vehicle Mix			
Veh. Type	From	To	Volume	From	To	Volume	% Mix	From	To	Volume	% Mix
*Auto	5:00 AM	9:00 AM	143	5:00 PM	6:00 PM	133	99.5%	5:00 AM	9:00 AM	1,823	100%
*Med-Trk	5:00 AM	9:00 AM	2	5:00 PM	6:00 PM	2	0.0%	5:00 AM	9:00 AM	2	0%
*Hvy-Trk	5:00 AM	9:00 AM	-	5:00 PM	6:00 PM	-	0.0%	5:00 AM	9:00 AM	-	0%
Total	5:00 AM	9:00 AM	145	5:00 PM	6:00 PM	135	100.0%	5:00 AM	9:00 AM	1,825	100%



Machine Count Made By: All Traffic Data Services  
 Day-of-Week of Count: Thursday  
 Date of Count: 5/12/2022  
 Report Prepared By: JRA  
 Date Report Prepared: 5/18/2022

\* Auto: Motorcycles, Autos, Pickups  
 Med-Trk: Buses and Single Unit Trucks  
 Hvy-Trk: Combination Trucks

**ADAIR ST, NORTH OF W HOWARD AVE**

Hour Ending	Motorcycles, Autos, Pickups				Buses and Single Unit Trucks				Combination Trucks				Total	Percent	Hour Ending
	Northbound	Southbound	Total	Percent	Northbound	Southbound	Total	Percent	Northbound	Southbound	Total	Percent			
1:00 AM	3	2	5	100.0%	-	-	0	0.0%	-	-	0	0.0%	5	100.0%	1:00 AM
2:00 AM	3	2	5	100.0%	-	-	0	0.0%	-	-	0	0.0%	5	100.0%	2:00 AM
3:00 AM	1	0	1	100.0%	-	-	0	0.0%	-	-	0	0.0%	1	100.0%	3:00 AM
4:00 AM	1	0	1	100.0%	-	-	0	0.0%	-	-	0	0.0%	1	100.0%	4:00 AM
5:00 AM	6	0	6	100.0%	-	-	0	0.0%	-	-	0	0.0%	6	100.0%	5:00 AM
6:00 AM	6	2	8	100.0%	-	-	0	0.0%	-	-	0	0.0%	8	100.0%	6:00 AM
7:00 AM	12	19	31	100.0%	-	-	0	0.0%	-	-	0	0.0%	31	100.0%	7:00 AM
8:00 AM	65	66	131	100.0%	-	-	0	0.0%	-	-	0	0.0%	131	100.0%	8:00 AM
9:00 AM	86	74	160	98.8%	1	1	2	1.2%	-	-	0	0.0%	162	100.0%	9:00 AM
10:00 AM	64	60	124	100.0%	-	-	0	0.0%	-	-	0	0.0%	124	100.0%	10:00 AM
11:00 AM	53	40	93	100.0%	-	-	0	0.0%	-	-	0	0.0%	93	100.0%	11:00 AM
12:00 PM	60	45	105	99.1%	1	0	1	0.9%	-	-	0	0.0%	106	100.0%	12:00 PM
1:00 PM	68	44	112	100.0%	-	-	0	0.0%	-	-	0	0.0%	112	100.0%	1:00 PM
2:00 PM	57	50	107	99.1%	1	0	1	0.9%	-	-	0	0.0%	108	100.0%	2:00 PM
3:00 PM	60	60	120	100.0%	-	-	0	0.0%	-	-	0	0.0%	120	100.0%	3:00 PM
4:00 PM	68	70	138	99.3%	1	0	1	0.7%	-	-	0	0.0%	139	100.0%	4:00 PM
5:00 PM	96	75	171	100.0%	-	-	0	0.0%	-	-	0	0.0%	171	100.0%	5:00 PM
6:00 PM	97	74	171	99.4%	1	0	1	0.6%	-	-	0	0.0%	172	100.0%	6:00 PM
7:00 PM	63	95	158	99.4%	-	-	0	0.0%	-	-	0	0.0%	158	100.0%	7:00 PM
8:00 PM	58	68	126	99.2%	-	-	0	0.0%	-	-	0	0.0%	126	100.0%	8:00 PM
9:00 PM	55	38	93	100.0%	-	-	0	0.0%	-	-	0	0.0%	93	100.0%	9:00 PM
10:00 PM	21	29	50	100.0%	-	-	0	0.0%	-	-	0	0.0%	50	100.0%	10:00 PM
11:00 PM	12	13	25	100.0%	-	-	0	0.0%	-	-	0	0.0%	25	100.0%	11:00 PM
12:00 AM	5	1	6	100.0%	-	-	0	0.0%	-	-	0	0.0%	6	100.0%	12:00 AM
Total	1,000	836	1,836	99.8%	5	2	7	0.4%	1	0	1	0.0%	1,843	100.0%	Total

AM Peak				PM Peak				24-Hr Vehicle Mix			
Veh. Type	From	To	Volume	From	To	Volume	% Mix	From	To	Volume	% Mix
*Auto	5:00 AM	9:00 AM	209	5:00 PM	6:00 PM	171	99.4%	5:00 AM	9:00 AM	1,836	100%
*Med-Trk	5:00 AM	9:00 AM	2								