

# CONSOLIDATED MUNICIPAL/COUNTY CERTIFICATION OF RETURNS FOR:

- ( ) SPECIAL ELECTION
- (x) GENERAL ELECTION
- ( ) RUNOFF ELECTION

November 7, 2017

Date

DECATUR

Municipality/County

Instructions: Prepare and print (4) copies of the Election Summary (county consolidated vote totals report that is generated by GEMS). Attach copies of this consolidated certification report as follows:

1. White sheet is attached to Election Summary and returned to Secretary of State.
2. Yellow sheet is attached to Election Summary and maintained by Superintendent.
3. Pink sheet is attached to Election Summary and sent to Clerk of Superior Court.
4. Goldenrod Copy is attached to Election Summary and immediately posted at the City Hall (city) or Courthouse (county)

**ELECTION SUMMARY MUST BE ATTACHED TO THIS FORM**






**WRITE-IN VOTES:** Record total number of votes received by all qualified write-in candidates. Votes recorded here are the write-in totals from Direct Record Electronic Machines and Optical Scan Absentee/Provisional Ballots.

**WRITE-IN CANDIDATES**  
(Insert Titles of Offices and Names of Candidates)

Insert Vote Totals On Blanks Below:

_____	_____ Votes
_____	_____ Votes
_____	_____ Votes
_____	_____ Votes
_____	_____ Votes
_____	_____ Votes
_____	_____ Votes

We, the undersigned Superintendent of Elections and his/her Assistants, do jointly and severally certify that the attached Election Summary is a true and correct count of the votes cast in this City/County, and that the above listed Write-In Votes constitute all votes cast for qualified Write-In Candidates on Direct Record Electronic Machines and Optical Scan Absentee/Provisional Ballots. In TESTIMONY WHEREOF, We have hereunto set our hands and seals this 13th day of November, 2017. SIGNED IN QUADRUPPLICATE.

 Assistant  
 Assistant  
 Assistant  
 Assistant  
 Assistant

DEKALB COUNTY BOARD OF  
REGISTRATION & ELECTIONS

Superintendent Of Elections

# Election Summary Report

Date: 11/14/17

## DeKalb County

Time: 10:44:53

### State of Georgia General Municipal and Special Election

Page: 1 of 2

November 7, 2017

Summary For City of Decatur (181), Multiple Counters, All Races

Official and Complete

Registered Voters 16013 - Cards Cast 4608 28.78%

Num. Report Precinct 7 - Num. Reporting 7 100.00%

City Commissioner - DIPA - Decatur						
	Polling	ABM	API1	PRO	Total	
Number of Precincts	4	4	4	4	4	
Precincts Reporting	4	4	4	4	4	100.0 %
Times Counted (Reg. Voters 9017)	2958	41	185	4	3188	35.4 %
<b>Total Votes</b>	<b>2893</b>	<b>41</b>	<b>182</b>	<b>3</b>	<b>3119</b>	
BETTY BLONDEAU	483	4	32	0	519	16.64%
MELISSA MANROW	334	10	28	0	372	11.93%
TIM MARTIN	680	10	47	1	738	23.66%
KELLY WALSH	1386	17	75	2	1480	47.45%
Write-in Votes	10	0	0	0	10	0.32%

City Commissioner - D2PA - Decatur						
	Polling	ABM	API1	PRO	Total	
Number of Precincts	5	5	5	5	5	
Precincts Reporting	5	5	5	5	5	100.0 %
Times Counted (Reg. Voters 6996)	1356	6	56	2	1420	20.3 %
<b>Total Votes</b>	<b>1246</b>	<b>6</b>	<b>51</b>	<b>1</b>	<b>1304</b>	
PATTI GARRETT (I)	1224	6	51	1	1282	98.31%
Write-in Votes	22	0	0	0	22	1.69%

City Board of Education - At Large - Decatur						
	Polling	ABM	API1	PRO	Total	
Number of Precincts	7	7	7	7	7	
Precincts Reporting	7	7	7	7	7	100.0 %
Times Counted (Reg. Voters 16013)	4314	47	241	6	4608	28.8 %
<b>Total Votes</b>	<b>3464</b>	<b>41</b>	<b>199</b>	<b>5</b>	<b>3709</b>	
ANNIE CAIOLA (I)	3397	41	195	5	3638	98.09%
Write-in Votes	67	0	4	0	71	1.91%

City Board of Education - DIPA - Decatur						
	Polling	ABM	API1	PRO	Total	
Number of Precincts	4	4	4	4	4	
Precincts Reporting	4	4	4	4	4	100.0 %
Times Counted (Reg. Voters 9017)	2958	41	185	4	3188	35.4 %
<b>Total Votes</b>	<b>2315</b>	<b>35</b>	<b>148</b>	<b>4</b>	<b>2502</b>	
LEWIS B. JONES (I)	2272	35	146	4	2457	98.20%
Write-in Votes	43	0	2	0	45	1.80%

City Board of Education - D2PA - Decatur						
	Polling	ABM	API1	PRO	Total	
Number of Precincts	5	5	5	5	5	
Precincts Reporting	5	5	5	5	5	100.0 %
Times Counted (Reg. Voters 6996)	1356	6	56	2	1420	20.3 %
<b>Total Votes</b>	<b>1173</b>	<b>6</b>	<b>48</b>	<b>1</b>	<b>1228</b>	
HEATHER TELL	1158	6	48	1	1213	98.78%
Write-in Votes	15	0	0	0	15	1.22%

Election Summary Report

DeKalb County

State of Georgia General Municipal and Special Election

November 7, 2017

Summary For City of Decatur (181), Multiple Counters, All Races

Official and Complete

Date:11/14/17

Time:10:44:53

Page:2 of 2

Registered Voters 16013 - Cards Cast 4608 28.78%

Num. Report Precinct 7 - Num. Reporting 7 100.00%

DeKalb - Equalized Homestead						
	Polling	ABM	API1	PRO	Total	
Number of Precincts	7	7	7	7	7	
Precincts Reporting	7	7	7	7	7	100.0 %
Times Counted (Reg. Voters 16013)	4314	47	241	6	4608	28.8 %
Total Votes	4131	43	236	5	4415	
YES	3406	30	195	4	3635	82.33%
NO	725	13	41	1	780	17.67%

SPLOST						
	Polling	ABM	API1	PRO	Total	
Number of Precincts	7	7	7	7	7	
Precincts Reporting	7	7	7	7	7	100.0 %
Times Counted (Reg. Voters 16013)	4314	47	241	6	4608	28.8 %
Total Votes	3922	39	220	5	4186	
YES	3139	30	176	3	3348	79.98%
NO	783	9	44	2	838	20.02%

DeKalb Homestead Exemption - SPECIAL						
	Polling	ABM	API1	PRO	Total	
Number of Precincts	7	7	7	7	7	
Precincts Reporting	7	7	7	7	7	100.0 %
Times Counted (Reg. Voters 16013)	4314	47	241	6	4608	28.8 %
Total Votes	3989	43	233	5	4270	
YES	3343	33	201	4	3581	83.86%
NO	646	10	32	1	689	16.14%

# Election Summary Report

## DeKalb County

### State of Georgia General Municipal and Special Election

November 7, 2017

Summary For City of Decatur (181), Multiple Counters, All Races

Official and Complete

Date: 11/14/17

Time: 10:44:53

Page: 1 of 2

Registered Voters 16013 - Cards Cast 4608 28.78%

Num. Report Precinct 7 - Num. Reporting 7 100.00%

City Commissioner - D1PA - Decatur						
	Polling	ABM	API1	PRO	Total	
Number of Precincts	4	4	4	4	4	
Precincts Reporting	4	4	4	4	4	100.0 %
Times Counted (Reg. Voters 9017)	2958	41	185	4	3188	35.4 %
Total Votes	2893	41	182	3	3119	
BETTY BLONDEAU	483	4	32	0	519	16.64%
MELISSA MANROW	334	10	28	0	372	11.93%
TIM MARTIN	680	10	47	1	738	23.66%
KELLY WALSH	1386	17	75	2	1480	47.45%
Write-in Votes	10	0	0	0	10	0.32%

City Commissioner - D2PA - Decatur						
	Polling	ABM	API1	PRO	Total	
Number of Precincts	5	5	5	5	5	
Precincts Reporting	5	5	5	5	5	100.0 %
Times Counted (Reg. Voters 6996)	1356	6	56	2	1420	20.3 %
Total Votes	1246	6	51	1	1304	
PATTI GARRETT (I)	1224	6	51	1	1282	98.31%
Write-in Votes	22	0	0	0	22	1.69%

City Board of Education - At Large - Decatur						
	Polling	ABM	API1	PRO	Total	
Number of Precincts	7	7	7	7	7	
Precincts Reporting	7	7	7	7	7	100.0 %
Times Counted (Reg. Voters 16013)	4314	47	241	6	4608	28.8 %
Total Votes	3464	41	199	5	3709	
ANNIE CAIOLA (I)	3397	41	195	5	3638	98.09%
Write-in Votes	67	0	4	0	71	1.91%

City Board of Education - D1PA - Decatur						
	Polling	ABM	API1	PRO	Total	
Number of Precincts	4	4	4	4	4	
Precincts Reporting	4	4	4	4	4	100.0 %
Times Counted (Reg. Voters 9017)	2958	41	185	4	3188	35.4 %
Total Votes	2315	35	148	4	2502	
LEWIS B. JONES (I)	2272	35	146	4	2457	98.20%
Write-in Votes	43	0	2	0	45	1.80%

City Board of Education - D2PA - Decatur						
	Polling	ABM	API1	PRO	Total	
Number of Precincts	5	5	5	5	5	
Precincts Reporting	5	5	5	5	5	100.0 %
Times Counted (Reg. Voters 6996)	1356	6	56	2	1420	20.3 %
Total Votes	1173	6	48	1	1228	
HEATHER TELL	1158	6	48	1	1213	98.78%
Write-in Votes	15	0	0	0	15	1.22%

# Election Summary Report

Date: 11/14/17

## DeKalb County

Time: 10:44:53

### State of Georgia General Municipal and Special Election

Page: 2 of 2

November 7, 2017

#### Summary For City of Decatur (181), Multiple Counters, All Races Official and Complete

Registered Voters 16013 - Cards Cast 4608 28.78%

Num. Report Precinct 7 - Num. Reporting 7 100.00%

DeKalb - Equalized Homestead						
	Polling	ABM	AIP1	PRO	Total	
Number of Precincts	7	7	7	7	7	
Precincts Reporting	7	7	7	7	7	100.0 %
Times Counted (Reg. Voters 16013)	4314	47	241	6	4608	28.8 %
Total Votes	4131	43	236	5	4415	
YES	3406	30	195	4	3635	82.33%
NO	725	13	41	1	780	17.67%

SPLOST						
	Polling	ABM	AIP1	PRO	Total	
Number of Precincts	7	7	7	7	7	
Precincts Reporting	7	7	7	7	7	100.0 %
Times Counted (Reg. Voters 16013)	4314	47	241	6	4608	28.8 %
Total Votes	3922	39	220	5	4186	
YES	3139	30	176	3	3348	79.98%
NO	783	9	44	2	838	20.02%

DeKalb Homestead Exemption - SPECIAL						
	Polling	ABM	AIP1	PRO	Total	
Number of Precincts	7	7	7	7	7	
Precincts Reporting	7	7	7	7	7	100.0 %
Times Counted (Reg. Voters 16013)	4314	47	241	6	4608	28.8 %
Total Votes	3989	43	233	5	4270	
YES	3343	33	201	4	3581	83.86%
NO	646	10	32	1	689	16.14%

Statement of Votes Cast  
DeKalb County

State of Georgia General Municipal and Special Election

November 7, 2017

SOVC For City of Decatur (181), Multiple Counters, All Races  
Official and Complete

TURN OUT			
Jurisdiction Wide	Reg. Voters	Cards Cast	% Turnout
CLAIREMONT EAST (DEC)			
Polling	2913	962	33.02%
Absentee by Mail	2913	7	0.24%
Advance in Person I	2913	50	1.72%
Provisional	2913	1	0.03%
Total	2913	1020	35.02%
CLAIREMONT WEST (DEC)			
Polling	2941	1000	34.00%
Absentee by Mail	2941	28	0.95%
Advance in Person I	2941	61	2.07%
Provisional	2941	1	0.03%
Total	2941	1090	37.06%
GLENNWOOD (DEC)			
Polling	2064	447	21.66%
Absentee by Mail	2064	6	0.29%
Advance in Person I	2064	32	1.55%
Provisional	2064	1	0.05%
Total	2064	486	23.55%
OAKHURST (DEC)			
Polling	2565	535	20.86%
Absentee by Mail	2565	3	0.12%
Advance in Person I	2565	16	0.62%
Provisional	2565	1	0.04%
Total	2565	555	21.64%
PONCE DE LEON (DEC)			
Polling	2258	637	28.21%
Absentee by Mail	2258	1	0.04%
Advance in Person I	2258	52	2.30%
Provisional	2258	1	0.04%
Total	2258	691	30.60%
RENFROE MIDDLE (DEC)			
Polling	1463	313	21.39%
Absentee by Mail	1463	0	0.00%
Advance in Person I	1463	14	0.96%
Provisional	1463	1	0.07%
Total	1463	328	22.42%
WINNONA PARK (DEC)			
Polling	1809	420	23.22%
Absentee by Mail	1809	2	0.11%
Advance in Person I	1809	16	0.88%
Provisional	1809	0	0.00%
Total	1809	438	24.21%
Total			
Polling	16013	4314	26.94%
Absentee by Mail	16013	47	0.29%
Advance in Person I	16013	241	1.51%
Provisional	16013	6	0.04%
Total	16013	4608	28.78%

**Statement of Votes Cast**  
**DeKalb County**  
**State of Georgia General Municipal and Special Election**  
**November 7, 2017**  
**SOVC For City of Decatur (181), Multiple Counters, All Races**  
**Official and Complete**

Date: 11/14/17  
 Time: 11:14:13  
 Page: 2 of 9

City Commissioner - DIPA - Decatur

Reg. Voters	Times Counted	Total Votes	BETTY BLONDEAU	MELISSA MANROW	TIM MARTIN	KELLY WALSH	Write-In Votes
<b>Jurisdiction Wide</b>							
<b>CLAIREMONT EAST (DEC)</b>							
2913	962	944	177 18.75%	69 7.31%	246 26.06%	450 47.67%	2 0.21%
2913	7	7	3 42.86%	0 0.00%	1 14.29%	3 42.86%	0 0.00%
2913	50	50	15 30.00%	10 20.00%	15 30.00%	10 20.00%	0 0.00%
2913	1	0	0 -	0 -	0 -	0 -	0 0.00%
2913	1020	1001	195 19.48%	79 7.89%	262 26.17%	463 46.25%	2 0.20%
<b>CLAIREMONT WEST (DEC)</b>							
2941	1000	982	126 12.83%	159 16.19%	186 18.94%	510 51.93%	1 0.10%
2941	28	28	1 3.57%	10 35.71%	7 25.00%	10 35.71%	0 0.00%
2941	61	61	6 9.84%	9 14.75%	11 18.03%	35 57.38%	0 0.00%
2941	1	1	0 0.00%	0 0.00%	0 0.00%	1 100.00%	0 0.00%
2941	1090	1072	133 12.41%	178 16.60%	204 19.03%	556 51.87%	1 0.09%
<b>GLENNWOOD (DEC)</b>							
1615	404	390	74 18.97%	75 19.23%	76 19.49%	164 42.05%	1 0.26%
1615	6	6	0 0.00%	0 0.00%	2 33.33%	4 66.67%	0 0.00%
1615	28	26	2 7.69%	6 23.08%	9 34.62%	9 34.62%	0 0.00%
1615	1	1	0 0.00%	0 0.00%	0 0.00%	1 100.00%	0 0.00%
1615	439	423	76 17.97%	81 19.15%	87 20.57%	178 42.08%	1 0.24%
<b>PONCE DE LEON (DEC)</b>							
1548	592	577	106 18.37%	31 5.37%	172 29.81%	262 45.41%	6 1.04%
1548	0	0	0 -	0 -	0 -	0 -	0 0.00%
1548	46	45	9 20.00%	3 6.67%	12 26.67%	21 46.67%	0 0.00%
1548	1	1	0 0.00%	0 0.00%	1 100.00%	0 0.00%	0 0.00%
1548	639	623	115 18.46%	34 5.46%	185 29.70%	283 45.43%	6 0.96%
9017	2958	2893	483 16.70%	334 11.55%	680 23.51%	1386 47.91%	10 0.35%
9017	41	41	4 9.76%	10 24.39%	10 24.39%	17 41.46%	0 0.00%
9017	185	182	32 17.58%	28 15.38%	47 25.82%	75 41.21%	0 0.00%
9017	4	3	0 0.00%	0 0.00%	1 33.33%	2 66.67%	0 0.00%
9017	3188	3119	519 16.64%	372 11.93%	738 23.66%	1480 47.45%	10 0.32%

Statement of Votes Cast  
DeKalb County

State of Georgia General Municipal and Special Election

November 7, 2017

SOVC For City of Decatur (181), Multiple Counters, All Races  
Official and Complete

Date 11/14/17  
Time 11:14:13  
Page 3 of 9

City Commissioner - D2PA - Decatur

Reg. Voters	Times Counted	Total Votes	PATTI GARRETT (I)	Write-In Votes
<b>GLENWOOD (DEC)</b>				
Polling	449	43	43 100.00%	0 0.00%
Absentee by Mail	449	0	0	0
Advance in Person I	449	4	4 100.00%	0 0.00%
Provisional	449	0	0	0
<b>Total</b>	<b>449</b>	<b>47</b>	<b>47 100.00%</b>	<b>0 0.00%</b>
<b>OAKHURST (DEC)</b>				
Polling	2565	535	479 97.56%	12 2.44%
Absentee by Mail	2565	3	3 100.00%	0 0.00%
Advance in Person I	2565	16	15 100.00%	0 0.00%
Provisional	2565	1	0	0
<b>Total</b>	<b>2565</b>	<b>555</b>	<b>497 97.64%</b>	<b>12 2.36%</b>
<b>PONCE DE LEON (DEC)</b>				
Polling	710	45	39 95.12%	2 4.88%
Absentee by Mail	710	1	1 100.00%	0 0.00%
Advance in Person I	710	6	4 100.00%	0 0.00%
Provisional	710	0	0	0
<b>Total</b>	<b>710</b>	<b>52</b>	<b>44 95.65%</b>	<b>2 4.35%</b>
<b>RENFROE MIDDLE (DEC)</b>				
Polling	1463	313	289 98.63%	4 1.37%
Absentee by Mail	1463	0	0	0
Advance in Person I	1463	14	14 100.00%	0 0.00%
Provisional	1463	1	1 100.00%	0 0.00%
<b>Total</b>	<b>1463</b>	<b>328</b>	<b>304 98.70%</b>	<b>4 1.30%</b>
<b>WINNONA PARK (DEC)</b>				
Polling	1809	420	374 98.94%	4 1.06%
Absentee by Mail	1809	2	2 100.00%	0 0.00%
Advance in Person I	1809	16	14 100.00%	0 0.00%
Provisional	1809	0	0	0
<b>Total</b>	<b>1809</b>	<b>438</b>	<b>390 98.98%</b>	<b>4 1.02%</b>
Polling	6996	1356	1224 98.23%	22 1.77%
Absentee by Mail	6996	6	6 100.00%	0 0.00%
Advance in Person I	6996	56	51 100.00%	0 0.00%
Provisional	6996	2	1 100.00%	0 0.00%
<b>Total</b>	<b>6996</b>	<b>1420</b>	<b>1282 98.31%</b>	<b>22 1.69%</b>



Statement of Votes Cast  
DeKalb County

State of Georgia General Municipal and Special Election  
November 7, 2017  
SOVC For City of Decatur (181), Multiple Counters, All Races  
Official and Complete

Date: 11/14/17  
Time: 11:14:13  
Page 4 of 9

City Board of Education - At Large - Decatur						
Jurisdiction	Reg. Voters	Times Counted	Total Votes	ANNIE CAIOLA (I)	Write-In Votes	
Jurisdiction Wide						
CLAIREMONT EAST (DEC)						
Polling	2913	962	726	714 98.35%	12 1.65%	
Absentee by Mail	2913	7	6	6 100.00%	0 0.00%	
Advance in Person I	2913	50	36	35 97.22%	1 2.78%	
Provisional	2913	1	1	1 100.00%	0 0.00%	
Total	2913	1020	769	756 98.31%	13 1.69%	
CLAIREMONT WEST (DEC)						
Polling	2941	1000	799	780 97.62%	19 2.38%	
Absentee by Mail	2941	28	23	23 100.00%	0 0.00%	
Advance in Person I	2941	61	54	53 98.15%	1 1.85%	
Provisional	2941	1	1	1 100.00%	0 0.00%	
Total	2941	1090	877	857 97.72%	20 2.28%	
GLENNWOOD (DEC)						
Polling	2064	447	363	357 98.35%	6 1.65%	
Absentee by Mail	2064	6	6	6 100.00%	0 0.00%	
Advance in Person I	2064	32	28	28 100.00%	0 0.00%	
Provisional	2064	1	1	1 100.00%	0 0.00%	
Total	2064	486	398	392 98.35%	6 1.51%	
OAKHURST (DEC)						
Polling	2565	535	462	454 98.27%	8 1.73%	
Absentee by Mail	2565	3	3	3 100.00%	0 0.00%	
Advance in Person I	2565	16	14	14 100.00%	0 0.00%	
Provisional	2565	1	0	0	0 0.00%	
Total	2565	555	479	471 98.33%	8 1.67%	
PONCE DE LEON (DEC)						
Polling	2258	637	483	468 96.89%	15 3.11%	
Absentee by Mail	2258	1	1	1 100.00%	0 0.00%	
Advance in Person I	2258	52	40	38 95.00%	2 5.00%	
Provisional	2258	1	1	1 100.00%	0 0.00%	
Total	2258	691	525	508 96.76%	17 3.24%	
RENFROE MIDDLE (DEC)						
Polling	1463	313	270	266 98.52%	4 1.48%	
Absentee by Mail	1463	0	0	0	0 0.00%	
Advance in Person I	1463	14	14	14 100.00%	0 0.00%	
Provisional	1463	1	1	1 100.00%	0 0.00%	
Total	1463	328	285	281 98.60%	4 1.40%	
WINNONA PARK (DEC)						
Polling	1809	420	361	358 99.17%	3 0.83%	
Absentee by Mail	1809	2	2	2 100.00%	0 0.00%	
Advance in Person I	1809	16	13	13 100.00%	0 0.00%	
Provisional	1809	0	0	0	0 0.00%	
Total	1809	438	376	373 99.20%	3 0.80%	
Polling	16013	4314	3464	3397 98.07%	67 1.93%	
Absentee by Mail	16013	47	41	41 100.00%	0 0.00%	
Advance in Person I	16013	241	199	195 97.99%	4 2.01%	
Provisional	16013	6	5	5 100.00%	0 0.00%	
Total	16013	4688	3709	3638 98.09%	71 1.91%	

Statement of Votes Cast  
 DeKalb County  
 State of Georgia General Municipal and Special Election  
 November 7, 2017  
 SOVC For City of Decatur (181), Multiple Counters, All Races  
 Official and Complete

Date: 11/14/17  
 Time: 11:14:13  
 Page: 5 of 9

City Board of Education - DIPA - Decatur						
Jurisdiction Wide	Reg. Voters	Times Counted	Total Votes	LEWIS B. JONES (1)	Write-In Votes	
CLAIRENTON EAST (DEC)						
Polling	2913	962	737	726 98.51%	11 1.49%	
Absentee by Mail	2913	7	6	6 100.00%	0 0.00%	
Advance in Person 1	2913	50	35	34 97.14%	1 2.86%	
Provisional	2913	1	1	1 100.00%	0 0.00%	
Total	2913	1020	779	767 98.46%	12 1.54%	
CLAIRENTON WEST (DEC)						
Polling	2941	1000	801	787 98.25%	14 1.75%	
Absentee by Mail	2941	28	23	23 100.00%	0 0.00%	
Advance in Person 1	2941	61	54	53 98.15%	1 1.85%	
Provisional	2941	1	1	1 100.00%	0 0.00%	
Total	2941	1090	879	864 98.29%	15 1.71%	
GLENWOOD (DEC)						
Polling	1615	404	324	319 98.46%	5 1.54%	
Absentee by Mail	1615	6	6	6 100.00%	0 0.00%	
Advance in Person 1	1615	28	23	23 100.00%	0 0.00%	
Provisional	1615	1	1	1 100.00%	0 0.00%	
Total	1615	439	354	349 98.59%	5 1.41%	
PONCE DE LEON (DEC)						
Polling	1548	592	453	440 97.13%	13 2.87%	
Absentee by Mail	1548	0	0	0	0	
Advance in Person 1	1548	46	36	36 100.00%	0 0.00%	
Provisional	1548	1	1	1 100.00%	0 0.00%	
Total	1548	639	490	477 97.35%	13 2.65%	
Polling	9017	2958	2315	2272 98.14%	43 1.86%	
Absentee by Mail	9017	41	35	35 100.00%	0 0.00%	
Advance in Person 1	9017	185	148	146 98.65%	2 1.35%	
Provisional	9017	4	4	4 100.00%	0 0.00%	
Total	9017	3188	2502	2457 98.20%	45 1.80%	

Statement of Votes Cast  
DeKalb County

Date: 11/14/17  
Time: 1:14:13  
Page 6 of 9

State of Georgia General Municipal and Special Election  
November 7, 2017  
SOVC For City of Decatur (181), Multiple Counters, All Races  
Official and Complete

City Board of Education - D2PA - Decatur						
	Reg. Voters	Times Counted	Total Votes	HEATHER TELL	Write-In Votes	
<b>GLENNWOOD (DEC)</b>						
Polling	449	43	40	40 100.00%	0 0.00%	
Absentee by Mail	449	0	0	0	0	
Advance in Person 1	449	4	4	4 100.00%	0 0.00%	
Provisional	449	0	0	0	0	
Total	449	47	44	44 100.00%	0 0.00%	
<b>OAKHURST (DEC)</b>						
Polling	2565	535	462	452 97.84%	10 2.16%	
Absentee by Mail	2565	3	3	3 100.00%	0 0.00%	
Advance in Person 1	2565	16	14	14 100.00%	0 0.00%	
Provisional	2565	1	0	0	0	
Total	2565	555	479	469 97.91%	10 2.09%	
<b>PONCE DE LEON (DEC)</b>						
Polling	710	45	38	38 100.00%	0 0.00%	
Absentee by Mail	710	1	1	1 100.00%	0 0.00%	
Advance in Person 1	710	6	4	4 100.00%	0 0.00%	
Provisional	710	0	0	0	0	
Total	710	52	43	43 100.00%	0 0.00%	
<b>RENFROE MIDDLE (DEC)</b>						
Polling	1463	313	276	271 98.19%	5 1.81%	
Absentee by Mail	1463	0	0	0	0	
Advance in Person 1	1463	14	13	13 100.00%	0 0.00%	
Provisional	1463	1	1	1 100.00%	0 0.00%	
Total	1463	328	290	285 98.28%	5 1.72%	
<b>WINNONA PARK (DEC)</b>						
Polling	1809	420	357	357 100.00%	0 0.00%	
Absentee by Mail	1809	2	2	2 100.00%	0 0.00%	
Advance in Person 1	1809	16	13	13 100.00%	0 0.00%	
Provisional	1809	0	0	0	0	
Total	1809	438	372	372 100.00%	0 0.00%	
<b>TOTAL</b>	6996	1356	1173	1158 98.72%	15 1.28%	
Polling	6996	6	6	6 100.00%	0 0.00%	
Absentee by Mail	6996	56	48	48 100.00%	0 0.00%	
Advance in Person 1	6996	2	1	1 100.00%	0 0.00%	
Provisional	6996	1420	1228	1213 98.78%	15 1.22%	

**Statement of Votes Cast**  
**DeKalb County**  
 State of Georgia General Municipal and Special Election  
 November 7, 2017  
 SOVC For City of Decatur (181), Multiple Counters, All Races  
 Official and Complete

		DeKalb - Equalized Homestead			
	Reg. Voters	Times Counted	Total Votes	YES	NO
<b>Jurisdiction Wide</b>					
<b>CLAIREMONT EAST (DEC)</b>					
Polling	2913	962	912	726	79.61%
Absentee by Mail	2913	7	7	5	71.43%
Advance in Person 1	2913	50	48	38	79.17%
Provisional	2913	1	1	1	100.00%
Total	2913	1020	968	770	79.55%
<b>CLAIREMONT WEST (DEC)</b>					
Polling	2941	1000	950	772	81.26%
Absentee by Mail	2941	28	25	17	68.00%
Advance in Person 1	2941	61	60	49	81.67%
Provisional	2941	1	1	1	100.00%
Total	2941	1090	1036	839	80.98%
<b>GLENNWOOD (DEC)</b>					
Polling	2064	447	421	342	81.24%
Absentee by Mail	2064	6	5	4	80.00%
Advance in Person 1	2064	32	32	24	75.00%
Provisional	2064	1	1	1	100.00%
Total	2064	486	459	371	80.83%
<b>OAKHURST (DEC)</b>					
Polling	2565	535	521	433	83.11%
Absentee by Mail	2565	3	3	3	100.00%
Advance in Person 1	2565	16	16	15	93.75%
Provisional	2565	1	0	0	0.00%
Total	2565	555	540	451	83.52%
<b>PONCE DE LEON (DEC)</b>					
Polling	2258	637	607	500	82.37%
Absentee by Mail	2258	1	1	0	0.00%
Advance in Person 1	2258	52	50	43	86.00%
Provisional	2258	1	1	0	0.00%
Total	2258	691	659	543	82.40%
<b>RENFROE MIDDLE (DEC)</b>					
Polling	1463	313	309	261	84.47%
Absentee by Mail	1463	0	0	0	0.00%
Advance in Person 1	1463	14	14	13	92.86%
Provisional	1463	1	1	1	100.00%
Total	1463	328	324	275	84.88%
<b>WINNONA PARK (DEC)</b>					
Polling	1809	420	411	372	90.51%
Absentee by Mail	1809	2	2	1	50.00%
Advance in Person 1	1809	16	16	13	81.25%
Provisional	1809	0	0	0	0.00%
Total	1809	438	429	386	89.98%
Polling	16013	4314	4131	3406	82.45%
Absentee by Mail	16013	47	43	30	69.77%
Advance in Person 1	16013	241	236	195	82.63%
Provisional	16013	6	5	4	80.00%
Total	16013	4608	4415	3635	82.33%
Polling	186	186	186	186	100.00%
Absentee by Mail	2	2	2	2	100.00%
Advance in Person 1	10	10	10	10	100.00%
Provisional	0	0	0	0	0.00%
Total	198	198	198	198	100.00%

Statement of Votes Cast  
DeKalb County

State of Georgia General Municipal and Special Election  
November 7, 2017

SOVC For City of Decatur (181), Multiple Counters, All Races  
Official and Complete

Date: 11/14/17  
Time: 11:14:13  
Page: 8 of 9

		SPLIST				
		Reg. Voters	Times Counted	Total Votes	YES	NO
<b>Jurisdiction Wide</b>						
<b>CLAIREMONT EAST (DEC)</b>						
2913	Polling		962	849	654	77.03%
2913	Absentee by Mail		7	7	5	71.43%
2913	Advance in Person 1		50	46	33	71.74%
2913	Provisional		1	1	1	100.00%
2913	Total		1020	903	693	76.74%
2941	Polling		1000	903	701	77.63%
2941	Absentee by Mail		28	23	17	73.91%
2941	Advance in Person 1		61	58	46	79.31%
2941	Provisional		1	1	1	100.00%
2941	Total		1090	985	765	77.66%
<b>GLENNWOOD (DEC)</b>						
2064	Polling		447	396	317	80.05%
2064	Absentee by Mail		6	4	4	100.00%
2064	Advance in Person 1		32	27	19	70.37%
2064	Provisional		1	1	1	100.00%
2064	Total		486	428	341	79.67%
<b>OAKHURST (DEC)</b>						
2565	Polling		535	507	407	80.28%
2565	Absentee by Mail		3	3	3	100.00%
2565	Advance in Person 1		16	13	13	100.00%
2565	Provisional		1	0	0	0.00%
2565	Total		555	523	423	80.88%
<b>PONCE DE LEON (DEC)</b>						
2258	Polling		637	567	465	82.01%
2258	Absentee by Mail		1	0	0	0.00%
2258	Advance in Person 1		52	47	37	78.72%
2258	Provisional		1	1	0	0.00%
2258	Total		691	615	502	81.63%
<b>RENFROE MIDDLE (DEC)</b>						
1463	Polling		313	301	250	83.06%
1463	Absentee by Mail		0	0	0	0.00%
1463	Advance in Person 1		14	14	14	100.00%
1463	Provisional		1	1	0	0.00%
1463	Total		328	316	264	83.54%
<b>WINNONA PARK (DEC)</b>						
1809	Polling		420	399	345	86.47%
1809	Absentee by Mail		2	2	1	50.00%
1809	Advance in Person 1		16	15	14	93.33%
1809	Provisional		0	0	0	0.00%
1809	Total		438	416	360	86.54%
16013	Polling		4314	3922	3139	80.04%
16013	Absentee by Mail		47	39	30	76.92%
16013	Advance in Person 1		241	220	176	80.00%
16013	Provisional		6	5	3	60.00%
16013	Total		4608	4186	3348	79.98%
					838	20.02%

Statement of Votes Cast  
DeKalb County

State of Georgia General Municipal and Special Election  
November 7, 2017  
SOVC For City of Decatur (181), Multiple Counters, All Races  
Official and Complete

Date: 11/14/17  
Time: 11:14:13  
Page: 9 of 9

		DeKalb Homestead Exemption - SPECIAL			
Jurisdiction Wide	Reg. Voters	Times Counted	Total Votes	YES	NO
CLAIREMONT EAST (DEC)					
Polling	2913	962	868	699 80.53%	169 19.47%
Absentee by Mail	2913	7	7	5 71.43%	2 28.57%
Advance in Person 1	2913	50	47	42 89.36%	5 10.64%
Provisional	2913	1	1	1 100.00%	0 0.00%
Total	2913	1020	923	747 80.93%	176 19.07%
CLAIREMONT WEST (DEC)					
Polling	2941	1000	919	762 82.92%	157 17.08%
Absentee by Mail	2941	28	25	19 76.00%	6 24.00%
Advance in Person 1	2941	61	59	49 83.05%	10 16.95%
Provisional	2941	1	1	1 100.00%	0 0.00%
Total	2941	1090	1004	831 82.77%	173 17.23%
GLENNWOOD (DEC)					
Polling	2064	447	401	336 83.79%	65 16.21%
Absentee by Mail	2064	6	5	5 100.00%	0 0.00%
Advance in Person 1	2064	32	31	23 74.19%	8 25.81%
Provisional	2064	1	1	1 100.00%	0 0.00%
Total	2064	486	438	365 83.33%	73 16.67%
OAKHURST (DEC)					
Polling	2565	535	507	429 84.62%	78 15.38%
Absentee by Mail	2565	3	3	3 100.00%	0 0.00%
Advance in Person 1	2565	16	16	16 100.00%	0 0.00%
Provisional	2565	1	0	0 0.00%	0 0.00%
Total	2565	555	526	448 85.17%	78 14.83%
PONCE DE LEON (DEC)					
Polling	2258	637	582	492 84.54%	90 15.46%
Absentee by Mail	2258	1	1	0 0.00%	1 100.00%
Advance in Person 1	2258	52	50	42 84.00%	8 16.00%
Provisional	2258	1	1	0 0.00%	1 100.00%
Total	2258	691	634	534 84.23%	100 15.77%
RENFROE MIDDLE (DEC)					
Polling	1463	313	306	255 83.33%	51 16.67%
Absentee by Mail	1463	0	0	0 0.00%	0 0.00%
Advance in Person 1	1463	14	14	14 100.00%	0 0.00%
Provisional	1463	1	1	1 100.00%	0 0.00%
Total	1463	328	321	270 84.11%	51 15.89%
WINNONA PARK (DEC)					
Polling	1809	420	406	370 91.13%	36 8.87%
Absentee by Mail	1809	2	2	1 50.00%	1 50.00%
Advance in Person 1	1809	16	16	15 93.75%	1 6.25%
Provisional	1809	0	0	0 0.00%	0 0.00%
Total	1809	438	424	386 91.04%	38 8.96%
Polling	16013	4314	3989	3343 83.81%	646 16.19%
Absentee by Mail	16013	47	43	33 76.74%	10 23.26%
Advance in Person 1	16013	241	233	201 86.27%	32 13.73%
Provisional	16013	6	5	4 80.00%	1 20.00%
Total	16013	4608	4270	3581 83.86%	689 16.14%