







-  MARTA station pedestrian entrance (under roof)
-  Study area
-  1/4 mile radius from station entry
-  1/2 mile radius from station entry
-  Decatur city limits
-  Avondale Estates city limits

Avondale Marta Station LCI Study Area

City of Decatur, Georgia

